




What You Need To Know


RULE 5 – OFFICIALS RESPONSIBILITIES AND POSITIONS



Authorized Officials



- The game is administered by the First Referee and the Second Referee
 - They shall have the authority to make decisions about rule infractions occurring
 - Jurisdiction begins upon arrival on the floor and extends through the First Referee's verification of the final score of the match
 - There shall be no exchange of duties by the First and Second Referee during the match
 - Exception – when an official is unable to continue
- Assistant Officials include the scorer, libero tracker, timer, and line judges




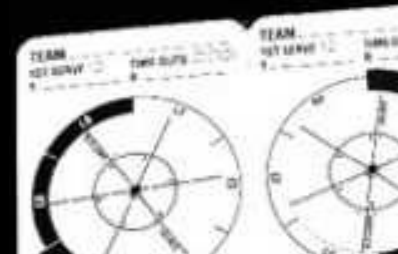
Referee's Uniform

- The officials uniform shall be:
 - All white, short-sleeved collard polo shirt
 - Must have TASO logo on right side
 - Must be from an authorized vendor
 - Black dress slacks
 - No jeans, wind pants, warm-ups, etc
 - If pants require a belt, a non-conspicuous belt must be worn
 - Black socks
 - **NEW!** Solid black athletic shoes
 - A white sweater with the TASO logo has been adopted and if worn must be worn over the normal uniform top
- Uniform must be neat and clean in appearance
- Conspicuous jewelry is not a part of the uniform
- No caps, hats, or head garments
- If glasses are worn, they must be prescription glasses and must be clean and in good conditions – no sunglasses



Referee's Equipment

- Mandatory equipment
 - Black Whistle on a black lanyard
 - Set of yellow and red cards
 - A coin
 - Lineup card
 - Pen/pencil
- Recommended equipment
 - Backup whistle
 - Net height chain
 - Air pressure gauge
 - Air pump
 - Line judge flags
 - Phone list
 - Pay voucher






First Referee Responsibilities

Prematch

- Be in uniform at the match site no less than 30 minutes before scheduled start time
- Examine game ball
- Inspect the court, net supports, referee stand
- Measure net height
- Establish non-playable areas
- Designate the official scorer, libero tracker, time and line judges
- Review specific duties with line judges. Assign line judges to their positions
- Perform prematch conference and coin toss
- Inform scorer which team will serve first
- Casually check players for open wounds or excessive blood on uniform, check for illegal equipment

Second Referee's Responsibilities

- Prematch
 - Be in uniform at the match site no less than 30 minutes before scheduled start time
 - Assist the First Referee in prematch duties
 - Supervise the placement of:
 - Official's table
 - Team benches
 - Review specific duties and responsibilities with:
 - Scorer
 - Libero tracker
 - Timer
 - Verify the lineup has been entered correctly on the official starting scoresheet
 - Record both teams starting positions on his/her lineup card



Referee Positions

- First Referee
 - Take position on referee's platform
 - Opposite of official's table
 - Have an unobstructed view of the playing area
- Second Referee
 - Take position standing on the floor
 - Opposite the First Referee
 - Outside the sideline boundary
 - Back at least 6 feet from the standard
 - At the moment of serve
 - Standing away from the net
 - On the side of the receiving team
 - To view illegal alignment, illegal block, or attack of serve
 - During a live ball
 - Move quickly from side to side opposite the ball
 - Concentrate on play by both offense and defense near the net

During The Game – First Referee

- Overview

- Is the head official
- Makes decisions on matters not specifically covered by the rule
- Makes the final decision when there is disagreement between officials
- Promptly handles any unexpected situation
- If necessary may replace a scorer, libero tracker, timer or line judge who is not performing their duties properly

During The Game – First Referee

- During a dead ball, regardless of the reason, when the referee wants to start (restart) play
 - Check that the playing captains, teams are ready
 - It is a best practice at the start of each set, the captain be asked to verify the team is ready
 - All other times visually check to see both teams are ready
 - Check that all the officials are ready
 - It is a best practice prior to serve for the First Referee to scan the whole court in the following sequence: (the following procedure should only take a few seconds)
 - Scan the receiving team players, if they are ready
 - Scan the receiving team's side line judge, if he/she is ready
 - Scan the receiving team bench, if they are ready
 - Scan the Second Referee, if he/she is ready
 - Scan the official's table, if they are ready
 - Scan the serving team bench, if they are ready
 - Scan the serving team, if they are ready
 - Scan the serving team's side line judge, if he/she is ready
 - Check to see if the server is ready, if the server is ready
 - Sound the whistle and give a visible signal for serve

During The Game – First Referee

- The First Referee shall
 - Blow the whistle and direct only starting players to their respective end lines prior to the first set only and then direct them onto the court to begin play
 - Blow the whistle for each serve and dead ball
 - Recognize requests for time-out or substitution, IF NECESSARY
 - Give a visible signal for each loss of rally/point, serve, violation, penalty, replay/re-serve, end of game and change of courts
 - Give verbal clarification when necessary
 - Signal at the completion of each charged time-out, how many time-outs each team has used
 - Determine illegal hits
 - Determine the alignment of the serving team at the moment of serve
 - Determine screening
 - Determine net fouls
 - Determine violations in the serving area
 - Determine back-row player fouls

During The Game – First Referee

- The First Referee shall
 - Determine double fouls
 - Determine the number of hits by a player and team
 - Determine ball in play and dead ball
 - Determine loss of rally/point
 - Grant time-outs, substitutions and requests for serving order
 - Blow the whistle when both teams are ready for play prior to 60 seconds expiring and the Second Referee is still checking the scoresheet
 - Determine if a player is unconscious or apparently unconscious
 - Administer cards for misconduct by players, coaches, or team personnel, and inform them of such actions
 - Notify the appropriate coach of reason for any disqualification or ask the Second Referee to do so
 - Blow the whistle and signal “end of set” directing players to their respective end lines
 - Visually confirm the score of each set with the Second Referee, then blow the whistle and direct teams to the appropriate team benches

During The Game – Second Referee

- The Second Referee shall
 - Assist the First Referee
 - Blow the whistle and give the signal for calls initiated (time-outs, net violations, substitutions, etc)
 - Mirror the First Referee's signal (not all)
 - Determine the alignment of the receiving team at the moment of serve
 - Determine net fouls on both sides of the net
 - Determine hand/foot faults at the center line
 - Determine back-row player fouls
 - Control the entry of substitutes
 - Check the lineup of each team from the lineup card prior to each set
 - Once verified, the libero may enter the game
 - Grant time-outs, substitutions and requests for serving order



During The Game – Second Referee

- The Second Referee shall
 - Blow the whistle when both teams are ready to play prior to 60 seconds expiring
 - Signal at the completion of a charged time-out, how many time-outs each team has used
 - Notify the coach when a team uses its 15th, 16th, 17th, and 18th substitution
 - Check the scoresheet for accuracy during each time-out and at the end of each game
 - Initial after each game and give the end-of-game signal to the First Referee
 - Determine, then notify First Referee of unsporting conduct violations
 - Confirm illegal player equipment or uniform and warnings, penalties and disqualifications for unsporting conduct with the scorer
 - If requested by the First Referee, notify appropriate coach of reason for disqualification
 - In the absence of a timer, time the time-outs and intervals between games
 - If requested by the First Referee, conduct the coin toss prior to the deciding game



Court Protocol

- Prior to the start of the first set
 - Officials take their positions
 - First Referee
 - Blows the whistle and directs the starting players to their respective end lines
 - Verifies all officials are ready
 - Blows a second whistle and signals the players onto the playing court, then
 - Second Referee
 - Checks the lineups for each team
 - Signals for libero to enter the court (if necessary)

Court Protocol

- At the end of each set

(except after set 4, prior to the deciding set)

- First Referee


- Blows the whistle and signals “end of game” directing players to their respective end lines
 - The Second Referee should assist to ensure players are returning to the end lines
 - Visually verifies the score with the Second Referee
 - Blows a second whistle and signals the players to change courts . Players on the court shall go counter clockwise outside the standards when changing benches
 - The timer begins the 3-minute interval between sets
 - The Second Referee initials the scoresheet and prepares the lineup cards for the next set

Court Protocol

- Before the deciding set
 - First Referee
 - Blows the whistle and signals “end of game” directing players to their respective end lines
 - The Second Referee should assist to ensure players are returning to the end lines
 - Visually verifies the score with the Second Referee
 - Blows a second whistle and signals the players to their appropriate benches
 - Calls the captains to the center of the court for the coin toss (or may request the Second Referee to conduct coin toss)
 - Following the coin toss, blows whistle and signals teams to appropriate benches
 - If teams switch sides, they may switch on the side of the official’s table
 - The timer begins the 3-minute interval between sets
 - The Second Referee initials the scoresheet and prepares the lineup cards for the next set

Court Protocol

- End of Match
 - First Referee
 - Blows the whistle and signals “end of game” directing players to their respective end lines
 - The Second Referee should assist to ensure players are returning to the end lines
 - Visually verifies the score with the Second Referee
 - Blows a second whistle and signals the players to their appropriate benches
 - Verifies the score by initialing the scoresheet
 - The match becomes official when the scoresheet is initialed by the First Referee and no change of score is allowed thereafter



Scorer's Responsibility

- Arrive 20 minutes prior to the start of the match
- The official scorer shall be seated at the official's table between the libero tracker and the official timer
- No later than 10 minutes prior to the end of the prematch warmup, receive each teams roster
 - When discovered, the scorer shall report any inaccuracies to either official
- No later than 2 minutes prior to the end of the prematch warmup, receive lineups from coaches and enter into scoresheet
- No later than 1 minute prior to subsequent sets, receive lineups from coaches and enter into scoresheet
- Provide the Second Referee with a lineup of each team
- Provide the libero tracker with a lineup of each team
- Print the First Referee's and Second Referee's names on the official scoresheet

Scorer's Responsibility

- During the game
 - Record individual and team scoring
 - Supervise the operation of the visual scoring device
 - Notify the Second Referee during the first dead ball when there is a discrepancy with the score
 - Upon request verify the serving order
 - Upon request provide the proper serving order
 - Sound a signal at the time the ball is contacted for the serve when there is an improper server
 - Keep a record of time-outs and notify the Second Referee of the number of time-outs used
 - Record in the Comments section of the scoresheet
 - All uniform/equipment violations and notify Second Referee of any previous violations for the same team
 - When a player is removed from the game because the player is unconscious or apparently unconscious
 - The number of any player replaced by an exceptional substitution

Scorer's Responsibility

- During the game
 - Notify the Second Referee when a team has requested an illegal time-out
 - Record each substitution as it is reported by the Second Referee
 - Immediately notify the Second Referee if a substitution is a request for a
 - 15th, 16th, 17th, or 18th substitution
 - 19th entry (illegal)
 - Re-entry in wrong service position
 - Re-entry of a disqualified player
 - Re-entry of an injured/ill player during the same game in which she was replaced by an exceptional substitution
 - Player not listed on the roster
 - Shall not count an illegal substitution as one of the 18 entries allowed per team
 - Notify the second referee when a team reaches set point
- The official score is the individual points being kept by the official scorer
 - When there is a discrepancy between the individual points and the visible scoring device or another part of the scoresheet, the individual points shall be considered official and correct

Libero Tracker's Responsibilities

- Prematch
 - Arrive 20 minutes prior to the start of the match
 - Enter the starting lineup on the tracking sheet
- Position
 - Seated at the official's table next to the official scorer
- During the game
 - Record libero replacements and substitutions
 - Notify the Second Referee if
 - There is a discrepancy with a replacement
 - The libero does not sit out at least one dead ball
 - Exception: Libero is replacing the player in the RB position and will serve the next rally
 - Notify the scorer to sound a signal at the time the ball is contacted for the serve when there is an illegal replacement

Timers Responsibilities

- Prematch
 - Arrive 20 minutes prior to the start of the match
 - Test the timing device to be certain it is in proper working order
 - Time the prematch warm-up period
- Position
 - Seated at the official's table next to the official scorer
 - An assistant timer may be seated on the outside of the official timer
- During the game beginning with the referee's signal
 - Time the interval for each charged time-out (60 seconds)
 - If necessary, give an audio signal at the end of 45 seconds and 60 seconds
 - Time the interval for each injury time-out (30 seconds)
 - Give an audio signal at the end of 30 seconds, unless
 - Play has resumed
 - The Referee indicates a decision has been made
 - Time the interval between sets (3 minutes)
 - Give an audio signal at 2 minutes 45 seconds and again at 3 minutes, unless both teams are on the court

Line Judge Responsibilities

- Prematch
 - Report to the First Referee no less than 20 minutes before the scheduled start of the match
 - Review specific responsibilities with the First Referee
 - Be assigned to their positions by the First Referee
- Position
 - Line judges shall stand near the intersection of the left sideline with the endline
 - Move so they have a clear view of both the end line and the sideline
 - Move directly back if server serves from the left third of the service area
 - Shall stay in the same position throughout the match
 - During time-outs shall stand at the intersection of the attack line and sideline
 - On their respective court
 - Nearest sideline to the First Referee
 - Between sets, line judges shall have a designated neutral area where they can be seated between sets

Line Judge Responsibilities

- During the game, shall assist the First and Second Referee by
 - Determining at the moment of contact for the serve whether the server touches the end line or the floor outside the lines marking the width of the serving area
 - Indicating when the serve, or any played ball, crosses the net not entirely between the net antennas
 - Indicating when the ball touches the net, net antennas, and/or net supports not entirely between the antennas
 - Indicating whether a ball is in bounds or out of bounds when it lands on or near any line for which the line judge is responsible
 - Indicating when a player touches a ball that is going out of bounds on the player's side of the net
 - Communicating with the First Referee when asked, when the ball touches the ceiling or overhead obstruction, if out of the view of the referees
- Best practice – it is recommended that line judges use flags
 - It is the responsibility of the First Referee to supply flags if he/she wants the line judges to use them